NOTES:

1.插拔力：
1.1 插入力：1.2 KGF 以下
1.2 拔出力：1.2 KGF 以下

1.INSERTED/TENSILE FORCES：
1.1 INSERTED FORCE：1.2 KGF MAX.
1.2 TENSILE FORCE：1.2 KGF MAX.

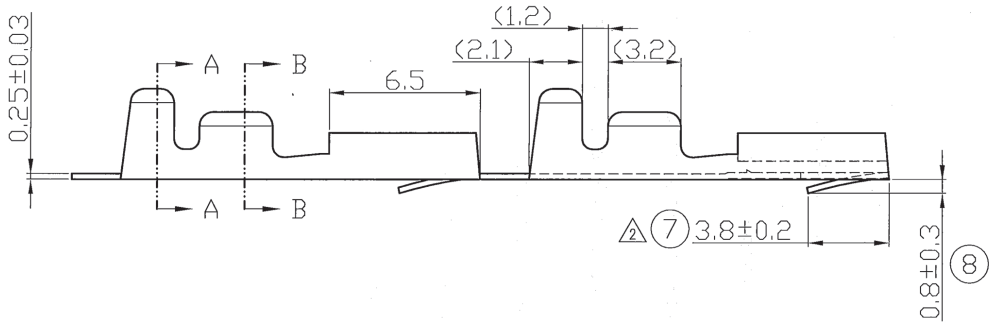

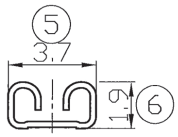

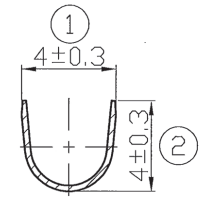

SEC. A-A

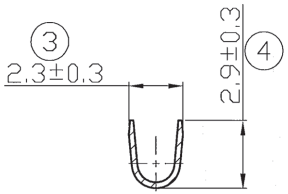

SEC. B-B

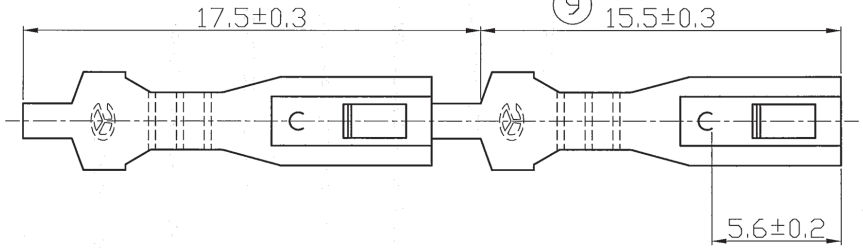

PART NO. 編號	PITCH 間距	MM 線徑	AWG WIRE SIZE	MATERIAL 材質	FINISH 表面處理	REMARK 備註
804101 BS2	17.5	0.5~1.3	20~16	黃銅 BRASS	鍍錫 TIN PLATING	
804101 BS0	17.5	0.5~1.3	20~16	黃銅 BRASS	素材 NONE	

版本 REV.	工程變更 ECN NO.	日期 DATE	更改者 DWN
2	ECR161104 ∅4.0→3.8	2016/11/04	吳翰禎
1	130504	2013/5/24	KIM

比例/SCALE: FREE
圖紙/SIZE: A4
THIRD ANGLE PROJECTION

管制符號 QUALITY SYMBOLS: ▼ = ; Ⓒ =
版本 REV.: 2

一般公差 GENERAL TOLERANCE

<1.0	±0.10
1.0~5.0	±0.15
5.0~10.0	±0.20
10.0~20.0	±0.25
>20.0	±0.30
( )	REF.
ANGLE	±3°

DIMENSION IN [MM] INCH

	DATE
DRAWN BY KIM	2013/5/24
CHECKED BY MIRO	2013/5/24
APPROVED BY CYJ	2013/5/24

DOC. NO. S-804101

大廣有限公司 DA KOANG CO., LTD.

品名/PART NAME
110-5母勾中腳
110-TYPE FEMALE TERMINAL

編號/PART NO.
3241A

THIS DRAWING IS THE EXCLUSIVE PROPERTY OF CY PRECISION IND. CO., LTD. WITHOUT THEIR CONSENT IT MAY NOT BE REPRODUCED OR GIVEN TO THIRD PARTIES.